



A
Bray
High
Performance
Company

Flow-Tek®

A Subsidiary of BRAY INTERNATIONAL, Inc.

2 Piece Full Port Brass Ball Valves, 1/4" - 4"



Series S51

Flow-Tek's Series S51 brass ball valves are the ideal utility valve for low pressure commercial applications. The two-piece body construction offers simple quarter turn operation, low operating torque and bottom entry blowout proof stems. The balls are hard chromium plated brass for added durability and longevity. The Series S51's full port design minimizes pressure drops while maximizing flow.

The threaded end connections are manufactured with deeper grooves to ensure a positive connection. Easily adjustable stem packing seals prevent media leakage through the stem. Other features include vinyl insulated handles. This is an excellent valve for use in general service on water, steam, oil or compressed gases.

All Series S51 ball valves are **CSA** and **UL listed** and **CE certified**.

Pressure Ratings

1/4" - 2": 600 psi WOG
150 psi WSP
2 1/2" - 4": 400 psi WOG
150 psi WSP

Temperature Range

-50°F to +400°F
-46°C to +200°C

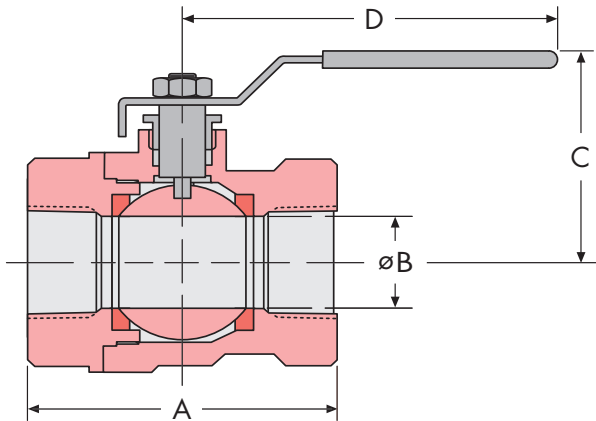
End Connections Threaded - NPT

Body Material Brass

Technical Data

DIMENSIONS, C_v, TORQUES & WEIGHTS

Size ins mm	A	øB Port	C	D	C _v	Torque lbs-in.	Weight lbs kg
1/4 6	1.75 44	0.40 10	1.28 32	3.54 89	7.5	20	0.3 .14
3/8 10	1.75 44	0.40 10	1.28 32	3.54 89	7.5	25	0.3 .14
1/2 15	2.04 51	0.59 14.8	1.92 48.2	3.54 89	16	50	0.5 .23
3/4 20	2.36 59.2	0.75 18.8	2.09 52.4	3.78 95	43	70	0.7 .32
1 25	2.75 69	0.95 23.8	2.56 64.2	4.53 114	58	90	1.1 .51
1 ¼ 32	3.30 82.8	1.26 31.4	2.95 74	4.53 114	105	125	1.6 .74
1 ½ 40	3.66 91.9	1.57 39.4	3.35 84.1	5.51 138	160	180	2.4 1.1
2 50	4.18 105	1.97 49.4	3.68 92.4	5.51 138	325	290	3.4 1.6
2 ½ 65	5.38 135	2.52 63.2	4.76 119.5	8.66 217.4	475	420	7.6 3.5
3 80	6.04 151.6	2.95 74	5.08 127.5	8.66 217.4	780	710	9.4 4.3
4 100	7.39 185.5	3.90 97.9	5.87 147.3	9.61 241	1350	930	16.9 7.8

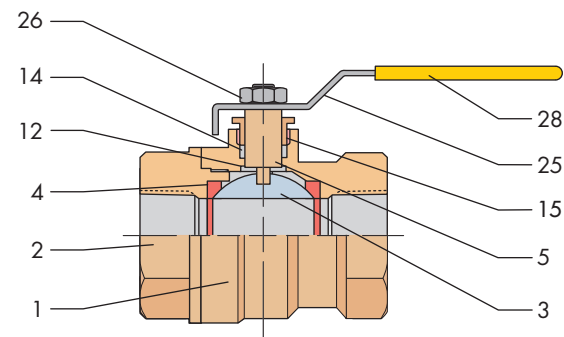


SPECIFICATIONS

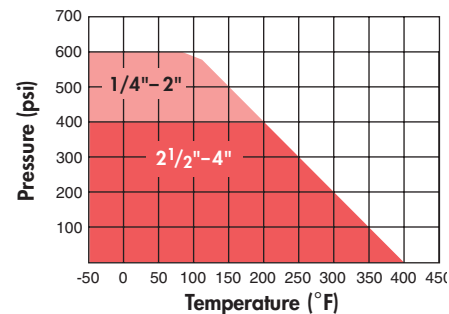
- Threaded End Connections meet ASME B1.20.1 NPT.
- 1/4" - 2" valves rated to 600psi Non-Shock Cold Water, Oil, Gas (WOG)
- 1/4" - 4" valves rated to 150psi Saturated Steam (WSP)
- 2 1/2" - 4" valves rated to 400psi WOG
- All valves are CSA & UL listed and CE certified

COMPONENTS & MATERIALS

Item	Name	Material	Qty.
1	Body	Brass	1
2	End Connection	Brass	1
3	Ball	Brass (Chrome Plated)	1
4	Seat	PTFE	1
5	Stem	Brass	1
12	Thrust Washer	RPTFE	1
14	Stem Packing	PTFE	1
15	Packing Nut	Brass	1
25	Handle	Zinc Plated Steel	1
26	Handle Nut	Zinc Plated Steel	1
28	Handle Sleeve	Vinyl	1



PRESSURE/TEMPERATURE



TESTING

All valves are tested in accordance with MSS-SP72 at 100psi Air under Water in Open and Closed positions.



Flow-Tek®

A Subsidiary of BRAY INTERNATIONAL, Inc.
 8323 N. Eldridge Pkwy #100 Houston, Texas 77041
 832.912.2300 Fax: 832.912.2301
 www.flow-tek.com

All statements, technical information, and recommendations in this bulletin are for general use only. Consult Flow-Tek representatives or factory for the specific requirements and material selection for your intended application. The right to change or modify product design or product without prior notice is reserved.

Flow-Tek® is a registered trademark of Flow-Tek, Inc.
 © 2009 Flow-Tek, Inc.
 F-2207_EN_S51_2009-10